

TRONIC WH36

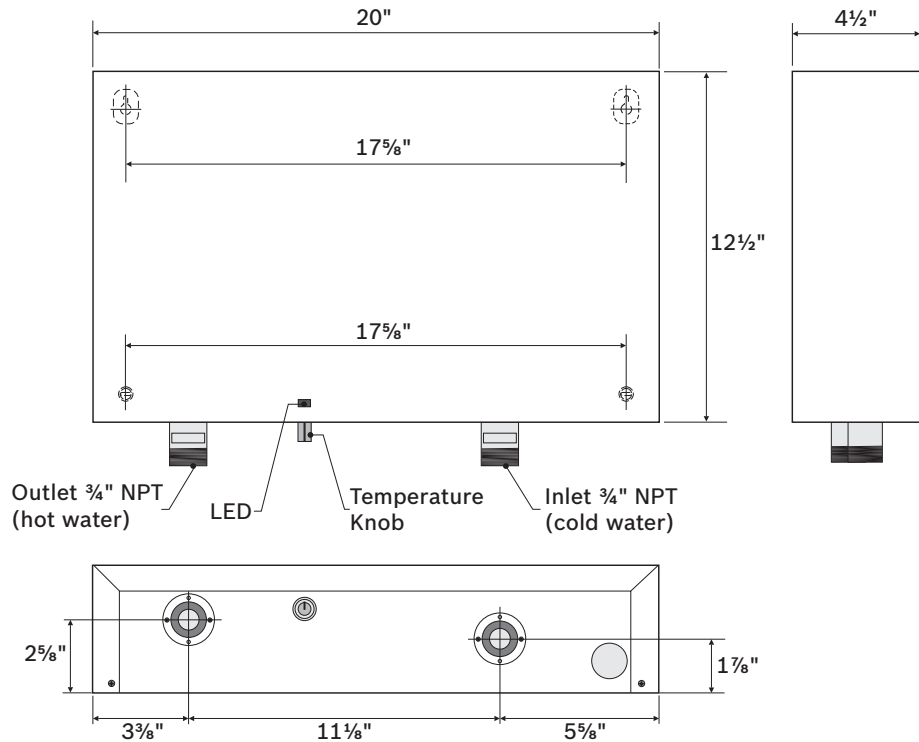
Electric Tankless Water Heaters

Engineering
Submittal
Sheet



BOSCH

Dimensions



Engineering Specifications

Water heater shall be a Model TRONIC WH36.

Installation shall consist of ___Model TRONIC WH36 electric tankless water heaters distributed by Bosch Thermotechnology Corp. with a 97% thermal efficiency. Supply voltage shall be 240VAC (208VAC, 220VAC) with a maximum output of 36kW.

The tankless water heaters shall be UL listed for the US and Canada and UPC certified.

CONSTRUCTION

Water heater shall be electricity powered with compact tankless design for whole house operation. Primary heat exchanger shall be made from composite material and the heating elements shall be made from sheathed copper. Unit shall be protected

by a sheet metal housing. Heat exchanger shall be rated for maximum working pressure not less than 150 psig. Water connections for inlet and outlet shall be ¾" NPT male.

The controls shall consist of an external output temperature selector and a high temperature safety cut-out. Unit shall be equipped with a flow turbine and a temperature sensor for constant output temperature. A red light shall indicate when the unit is powering one or more elements.

INSTALLATION

All aspects of installation of Water Heater Plant shall be in strict accordance with manufacturer's instructions. Materials shall conform to all manufacturer's recommendations including electrical connections and wiring.

TRONIC WH36

Electric Tankless Water Heaters



BOSCH

Engineering Specifications

Water heater piping shall be field constructed of materials as specified. Water heater shall be installed with individual isolating shutoff valves for service and maintenance.



MODE OF OPERATION

The heater shall include integral factory wired operating sensors to control operation and energy input. Discharge water temperature shall be set through an internal set point controller with a field adjustment of 95 to 131 degrees F.

With sufficient and consistent water flow, the heater shall be capable of maintaining the temperature set point +/- 3 degrees F. This shall be accomplished by switching or pulsing the power to the electrical elements.

WARRANTY

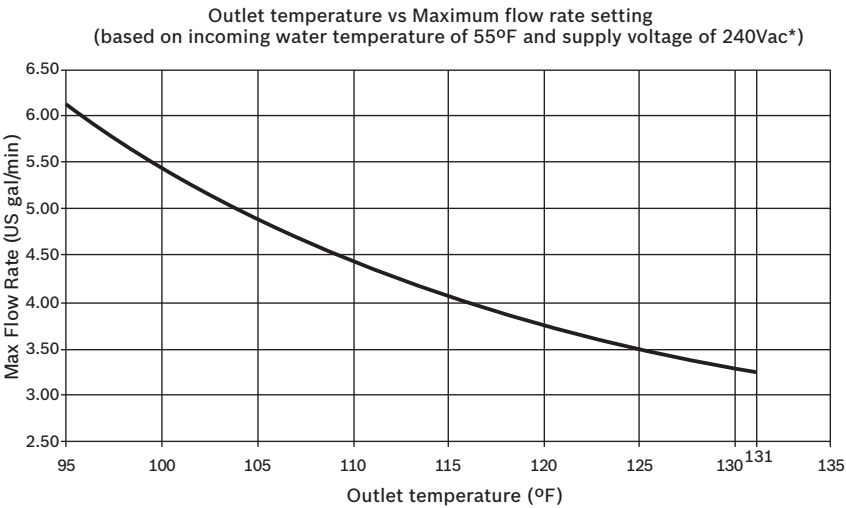
The heating modules shall carry a 5-year limited warranty. All other parts and components shall carry a 2 year limited warranty against defects in parts.

Technical Data		
Description	Unit	WH36
Part number	-	7736500680
Voltage supply	VAC	240
Amperage	A	3 x 60 (Canada 1 x 180)
Maximum output	kW	36
Maximum output at 220V	kW	30.2
Maximum output at 208V	kW	27
Minimum recommended wire size	AWG	6 (Canada - see Canadian Electrical Code, C22.1-02)
Thermal efficiency	%	97
Temperature control range	° F	95 - 131
Maximum inlet water temperature*	° F	≤ 86
Water pressure range	psi	14.5 - 150
Minimum flow rate	GPM	0.6
Inlet / Outlet connections	Inch	¾ NPT
Weight (without water)	lbs	26.5
Certifications	 - 	

* Do not use heater for water temperature boosting applications

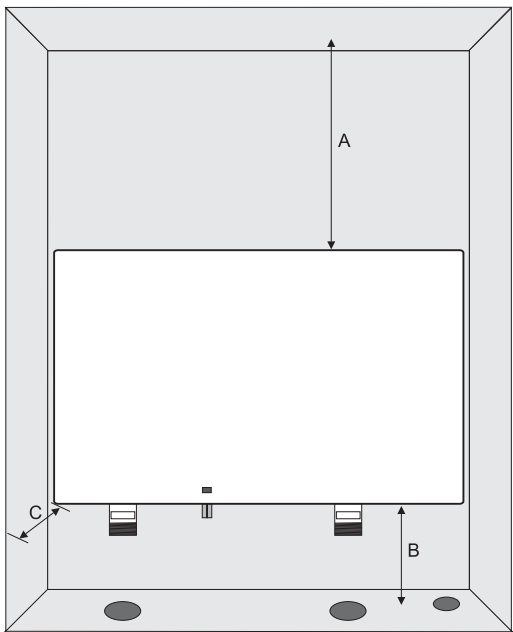


Water Heating Capacity Curve



* lower supply voltages will decrease the available output

Clearances



Front View

Description	Unit	Minimum clearance
Top (A)	Inch	12
Sides	Inch	0
Bottom (B)	Inch	6
Front (C)	Inch	12

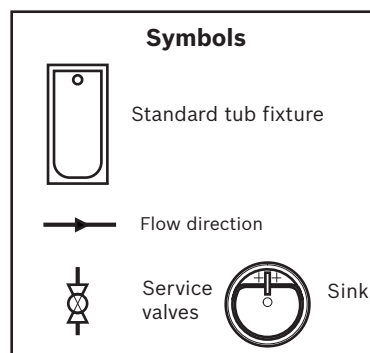
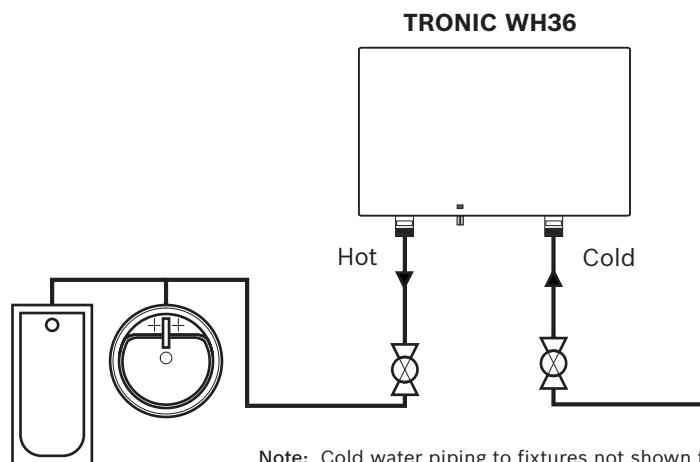
TRONIC WH36

Electric Tankless Water Heaters



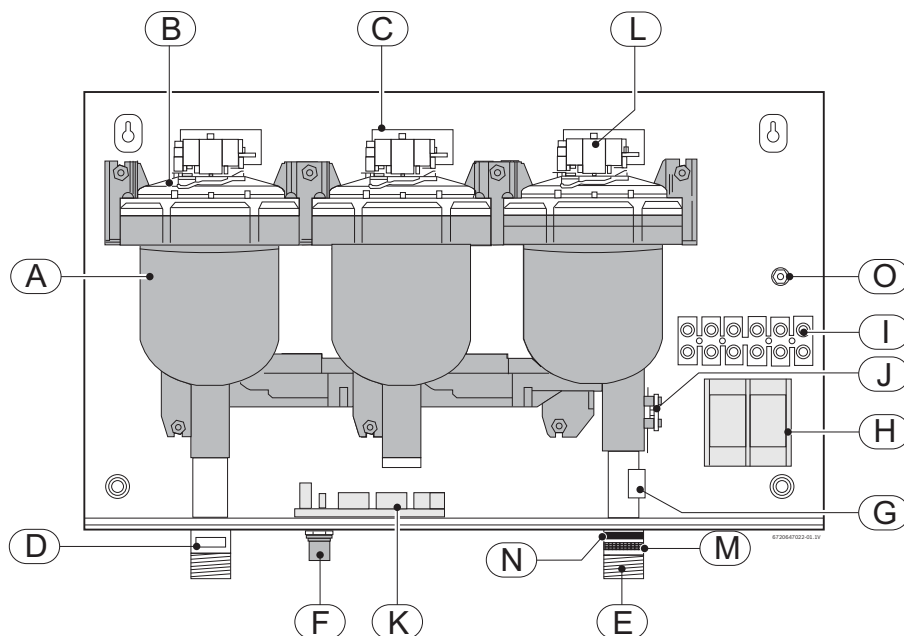
BOSCH

Installation Example



Note: Cold water piping to fixtures not shown for clarity purposes.

Components



Components Legend

- A Heating module
- B Heating element assembly
- C Heating module PCB
- D Hot water outlet
- E Cold water inlet
- F Temperature adjustment knob
- G Flow transducer
- H Terminal block (CANADA ONLY)
- I Terminal block
- J Temperature sensor
- K Control PCB
- L Double pole thermal cut-out
- M Inlet water filter
- N Flow regulator
- O Grounding post